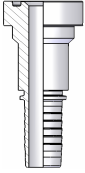
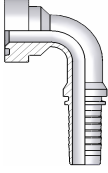
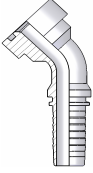

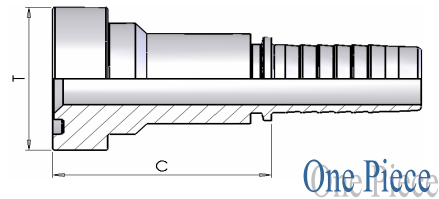


● ● ● ● ● ● Ниппель стандартный / Standard tail

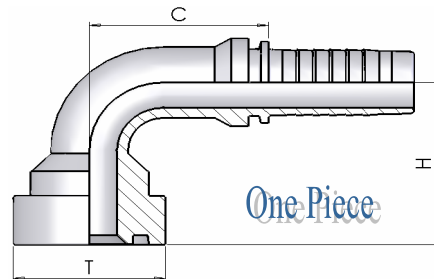
Страница / Page	75	75	75	76
CAT flanges				
	130S	110S	120S	D050
	9000 psi SOLID	9000 psi SOLID 90°	9000 psi SOLID 45°	HOSE JUNCTION
	SFC	SFC 90°	SFC 45°	

Dimensions and general characteristics may be changed at any time without prior notice.

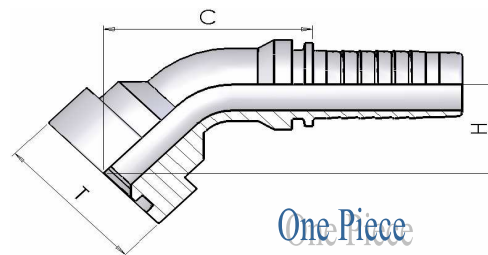
Data contained herein are for information purpose only, and it does not enlarge, amend or imply any warranty other than provided by us with the product
Any use of the product not in conformance with our instructions may be dangerous.

130S **Фланец "CAT" прямой**
(SFC) Straight 'CAT' Flange


part number	hose I.D.		Dimension			
	in	mm	dash size	flangia		cut-off C
				T	mm	
130S-12-12	3/4	19	12	3/4	41.3	58
130S-12-16	3/4	19	12	1	47.6	64
130S-16-16	1	25,4	16	1	47.6	65
130S-16-20	1	25,4	16	1.1/4	54	73
130S-20-20	1.1/4	31,8	20	1.1/4	54	74
130S-20-24	1.1/4	31,8	20	1.1/2	63.5	78
130S-24-24	1.1/2	38,1	24	1.1/2	63.5	80

110S **Фланец "CAT" 90°**
(SFC 90°) 90° 'CAT' Flange


part number	hose I.D.		Dimension				
	in	mm	dash size	flangia		drop H	cut-off C
				T	mm		
110S-12-12	3/4	19	12	3/4	41.3	62	56
110S-12-16	3/4	19	12	1	47.6	65	56
110S-16-16	1	25,4	16	1	47.6	74	78
110S-16-20	1	25,4	16	1.1/4	54	80	78
110S-20-20	1.1/4	31,8	20	1.1/4	54	90	97
110S-20-24	1.1/4	31,8	20	1.1/2	63.5	97	96
110S-24-24	1.1/2	38,1	24	1.1/2	63.5	104	115

120S **Фланец "CAT" 45°**
(SFC 45°) 45° 'CAT' Flange


part number	hose I.D.		Dimension				
	in	mm	dash size	flangia		drop H	cut-off C
				T	mm		
120S-12-12	3/4	19	12	3/4	41.3	32	88
120S-12-16	3/4	19	12	1	47.6	37	93
120S-16-16	1	25,4	16	1	47.6	40	118
120S-16-20	1	25,4	16	1.1/4	54	44	122
120S-20-20	1.1/4	31,8	20	1.1/4	54	44	146
120S-20-24	1.1/4	31,8	20	1.1/2	63.5	48	149
120S-24-24	1.1/2	38,1	24	1.1/2	63.5	52	172

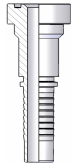
● ● ● ● ● ● Ниппель спиральный рукав / Multispiral tail

Страница / Page

15

15

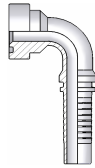
15



130SM

9000 psi SOLID

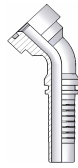
SFC



110SM

9000 psi SOLID 90°

SFC 90°



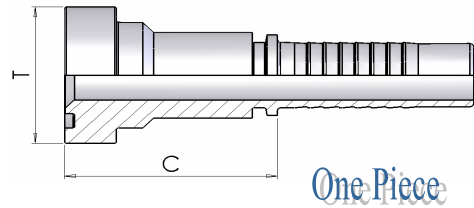
120SM

9000 psi SOLID 45°

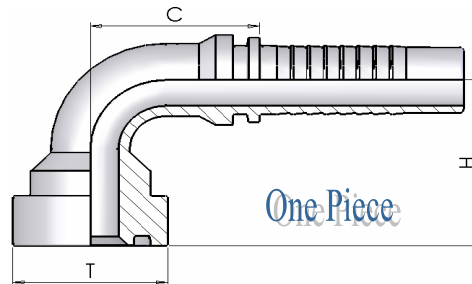
SFC 45°

Dimensions and general characteristics may be changed at any time without prior notice.

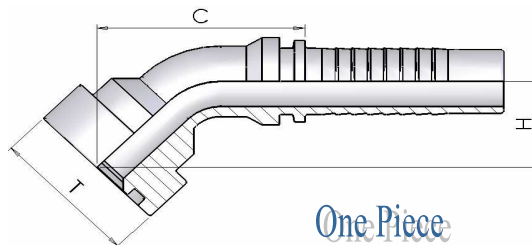
Data contained herein are for information purpose only, and it does not enlarge, amend or imply any warranty other than provided by us with the product
Any use of the product not in conformance with our instructions may be dangerous.

130SM Фланец "CAT" прямой
(SFC) Straight 'CAT' Flange


part number	hose I.D.		Dimension			
	in	mm	dash size	flange		cut-off
				T	mm	C
130SM12-12	3/4	19	12	3/4	41	59
130SM12-16	3/4	19	12	1	48	66
130SM16-16	1	25,4	16	1	48	67
130SM16-20	1	25,4	16	1.1/4	54	75

110SM Фланец "CAT" 90°
(SFC 90°) 90° 'CAT' Flange


part number	hose I.D.		Dimension				
	in	mm	dash size	flange		drop	cut-off
				T	mm	H	C
110SM12-12	3/4	19	12	3/4	41	60	58
110SM12-16	3/4	19	12	1	48	67	58
110SM16-16	1	25,4	16	1	48	74	80
110SM16-20	1	25,4	16	1.1/4	54	80	79

120SM Фланец "CAT" 45°
(SFC 45°) 45° 'CAT' Flange


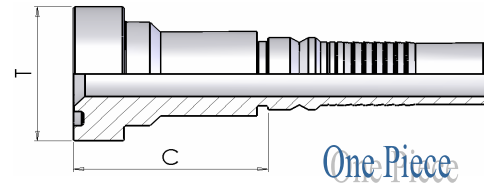
part number	hose I.D.		Dimension				
	in	mm	dash size	flange		drop	cut-off
				T	mm	H	C
120SM12-12	3/4	19	12	3/4	41	32	90
120SM12-16	3/4	19	12	1	48	33	97
120SM16-16	1	25,4	16	1	48	40	121
120SM16-20	1	25,4	16	1.1/4	54	44	124

● ● ● ● ● ● **Ниппель Inter-lock / Inter-lock tail**

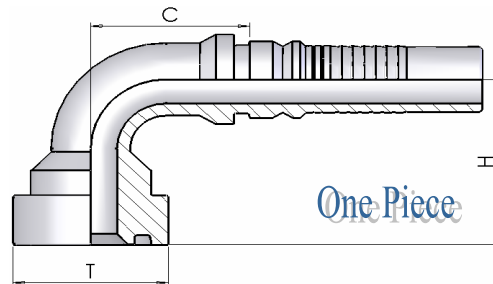
	16	16	16
			
	130SH	110SH	120SH
	9 000 psi SOLID SFC	9000 psi SOLID 90° SFC 90°	9000 psi SOLID 45° SFC 45°

Dimensions and general characteristics may be changed at any time without prior notice.

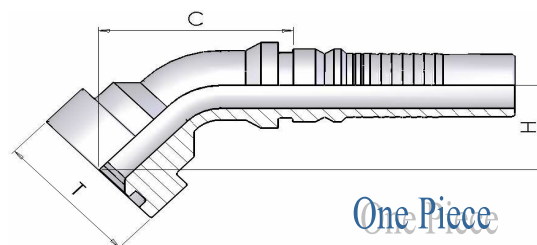
Data contained herein are for information purpose only, and it does not enlarge, amend or imply any warranty other than provided by us with the product
Any use of the product not in conformance with our instructions may be dangerous.

130SH Фланец "CAT" прямой
(SFC) Straight 'CAT' Flange


part number	hose I.D.		dash size	Dimension flange		cut-off C
	in	mm		T	mm	
130SH12-12	3/4	19	12	3/4	41.3	55
130SH12-16	3/4	19	12	1	47.6	62
130SH16-16	1	25,4	16	1	47.6	63
130SH16-20	1	25,4	16	1.1/4	54	70
130SH20-20	1.1/4	31,8	20	1.1/4	54	71
130SH24-24	1,1/2	38,1	24	1.1/2	64	78

110SH Фланец "CAT" 90°
(SFC 90°) 90° 'CAT' Flange


part number	hose I.D.		dash size	Dimension flange		drop H	cut-off C
	in	mm		T	mm		
110SH12-12	3/4	19	12	3/4	41.3	62	51
110SH16-16	1	25,4	16	1	47.6	79	69
110SH16-20	1	25,4	16	1.1/4	54	82	74
110SH20-20	1.1/4	31,8	20	1.1/4	54	89	93
110SH24-24	1,1/2	38,1	24	1.1/2	63,5	100	115

120SH Фланец "CAT" 45°
(SFC 45°) 45° 'CAT' Flange


part number	hose I.D.		dash size	Dimension flange		drop H	cut-off C
	in	mm		T	mm		
120SH12-12	3/4	19	12	3/4	41.3	30	89
120SH16-16	1	25,4	16	1	47.6	38	115
120SH20-20	1.1/4	31,8	20	1.1/4	54	47	142
120SH24-24	1,1/2	38,1	24	1.1/2	63,5	52	169